











Risk assessment name	Laser Tag	Assessment type	 General
Assessor name	Stuart James	Affected site(s)	Out of Bounds Ltd (BN16 4NB)
Assessment date	26/01/2023	Review period	Annually
Approved by		Review date	26/01/2024
Approved date		Reference	OUT1708939

Description

30 Phasor Game held in Soft Play

Overall risk rating : 9 (**Medium**)

Hazard	Who could be harmed and how?	Existing controls
 Damaged Equipment	Members of the public How Many? 1-30 How? Injury from Phasor, Incorrect use of equipment	<div style="display: flex; justify-content: space-between;"> <div style="width: 45%;">  Any damaged / defective equipment is removed from use immediately </div> <div style="width: 45%;">  Prestart Checks Undertaken Prestart Checks Undertaken </div> </div> <div style="display: flex; justify-content: space-between; margin-top: 10px;"> <div style="width: 45%;">  Routine Safety Checks Undertaken Routine Safety Checks Undertaken </div> <div style="width: 45%;">  Workers to be trained in the use of monitoring equipment. Equipment to be monitored throughout all games </div> </div>
 Fatigue	Members of the public How Many? 1 How? 3 games are standard for Lase Sessions/Parties and if moving for all 3 at speed then fatigue could occur. Personal Illness	 Regular Breaks Taken Water to be provided and temperature to be correct. Children to be supervised and advised to rest if needed

Further control measures

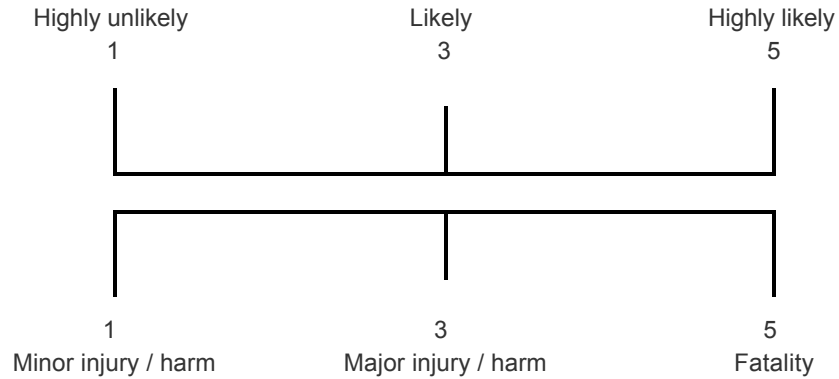
None required

Operating procedures

Normal Operating Procedures
Soft Play Daily Checks
Phasor Checklist completed prior to use
Laser Tag consent form fully completed prior to session

Risk rating explanation

Risk ratings are calculated by considering the likelihood of an event occurring along with the severity of the potential consequence should an accident occur. After considering existing control measures, values are assigned to the likelihood and severity from the scales below and these figures multiplied to established the risk rating.



	5	10	15	20	25
Probability	4	8	12	16	20
	3	6	9	12	15
	2	4	6	8	10
	1	2	3	4	5
	Severity				

What do your risk ratings mean?

- Risk is categorised as LOW: Look to reduce risk if practicable
- Risk has been categorised as MEDIUM: Begin to plan your action to reduce the risk immediately
- Risk has been categorised as HIGH: Immediate action required to reduce the risk

Assessor's signature: Stuart James

Approved by signature: