



Out of Bounds (Rustington) Ltd

Risk Assessment for














Clip 'N Climb









25 element Clip 'n Climb Area




Reference number	OUT2264313
Assessor	Stuart James
Date completed	13/03/25
Review Schedule	Annually
Review date	13/03/26
Approved date	13/03/25
Approved by	Stuart James
Affected site(s)	Out of Bounds Ltd (BN16 4NB)

Overall risk rating : 4 **Low**

Hazards and controls




 Hazard: Damaged Equipment		
Failure to carry out monitoring and pre-start procedures.		
Who can be harmed/how?	Controls in place	Risk rating
All Staff, Contractors, Members of the Public Fall from height, injury caused by faulty equipment	Annual Inspection  Regular inspections and thorough Examinations of all equipment as required under the Clip 'n Climb franchise. Completed by Entra-Prises  Daily housekeeping inspections are carried out  Inspections Daily inspections are undertaken  monthly inspections recorded  Regular workplace/ housekeeping inspections are carried out Statutory inspections carried out  Compliance with statutory inspections carried out on a regular basis	<div>  Low Risk: 4 </div> Likelihood: 1/5 Severity: 4/5
 Hazard: Entanglement of feet/clothing		
Operator caught on the line or element		
Who can be harmed/how?	Controls in place	Risk rating
All Staff, Members of the Public Clothing, jewellery or body part caught in line or element	 Avoid Loose Clothing Avoid Loose & Hooded Clothing Long or loose hair must be tied back  Long or loose hair must be tied back The hair must not be able to be drawn into machinery If applicable a hat must be worn to secure the hair	<div>  Low Risk: 4 </div> Likelihood: 1/5 Severity: 4/5
 Hazard: Fall due to Failure to Clip on to safety Line		
Fall from failing to clip on to safety line		

Who can be harmed/how?	Controls in place	Risk rating
<p>All Staff, Members of the Public</p> <p>participants can fall from height attempting to climb, leading to injuries such as fractures, head trauma or spinal injuries</p>	<p>Additional Needs Supervision</p> <p> Parent Clippers are advised as they know there children's needs and identified in orange jackets (as detailed in the Training document) who are briefed before the activity starts.</p> <p>Age Restriction</p> <p> You must be 4 years plus to take part in Clip and Climb session, and Parent/Gaudian can assist, by being parent clipper with orange jacket, where they are directly responsible for their own children only.</p> <p>Appropriate First Aid Provided</p> <p> Casualties treated by first aider until emergency help arrives</p> <p>Clipping on Supervision Ratio</p> <p>Min 2 Staff members to Maximum of 1 - 10 Participants o 1 Staff Managing Leap of Faith & Drop slide – 4 Participants at one time. o 1 Staff Managing Floor Area Max (1:6) 3 Staff members to Maximum of 11 - 20 participants o 1 Staff Managing Leap of Faith & Drop slide. - 4 Participants at one time. o 2 Staff Managing Floor Area Max (1:8) 4 staff members to Maximum of 21 - 25 participants o 1 Staff Managing Leap of Faith & Drop slide. - 4 Participants at one time. o 3 Staff Managing Floor Area Max (1:7) Off Peak sessions will operate a 1:8 ratio, but will not have Leap of Faith element included in the sessions,</p> <p>Consent Form</p> <p> The consent form states that parents are responsible for their children at all times in the Clip 'N Climb area.</p> <p>Line check</p> <p> Demonstration given to clip on wall, pull slack on line and await for upward motion on harness to ensure and highlight being clipped on to line correctly , prior to climbing the wall.</p> <p>No Mobiles</p> <p> No mobile phones permitted in the arena - if you are a designated clipper supervising, not to distract from supervision of own child/ children.</p> <p>Routine Maintenance Undertaken</p> <p> Routine maintenance is undertaken in accordance with the manufacturer's requirements, to ensure safety matting and belay equipment is in working order.</p> <p>Safety Briefing Video</p> <p> All participants Must watch briefing video, this covers safety aspects of the arena and elements, and safe belay system and how it works.</p>	<p>Low Risk: 4</p> <p>Likelihood: 1/5 Severity: 4/5</p>

Who can be harmed/how?	Controls in place	Risk rating
	<p>Supervision Provided</p> <p>Min 2 Staff members to Maximum of 1 - 10 Participants o 1 Staff Managing Leap of Faith & Drop slide – 4 Participants at one time. o 1 Staff Managing Floor Area Max (1:6) 3 Staff members to Maximum of 11 - 20 participants o 1 Staff</p> <p> Managing Leap of Faith & Drop slide. - 4 Participants at one time. o 2 Staff Managing Floor Area Max (1:8) 4 staff members to Maximum of 21 - 25 participants o 1 Staff Managing Leap of Faith & Drop slide. - 4 Participants at one time. o 3 Staff Managing Floor Area Max (1:7) Off Peak sessions will operate a 1:8 ratio, but will not have Leap of Faith element included in the sessions,</p> <p>Visitor Supervision</p> <p> Visitors are under supervision of parent or guardian must wear orange jacket and responsible for own children only , no mobile phones permitted whilst responsible for supervising, and can only supervise a maximum of 2 participants</p> <p>Warning & Information Signage Displayed</p> <p> Relevant warning & information signage displayed relative to the work activity, hazard & risks, Red sign, saying must clip before climbing.</p>	




**Hazard: Fall from height**

Factors causing instability including operator incompetence, supervision or illness. Atmosphere or environment or equipment failure may contribute.

Who can be harmed/how?	Controls in place	Risk rating
Operators Falling	<p> Harnesses and Lanyard tested regularly by a competent person</p> <p> Safety harness to be worn</p>	<p> Low Risk: 4</p> <p>Likelihood: 1/5 Severity: 4/5</p>






**Hazard: Inappropriate Behaviour**







Over exuberant behaviour at inappropriate times or situations.





Who can be harmed/how?	Controls in place	Risk rating
<p>All Staff, Members of the Public</p> <p>Inappropriate behaviour causing injury or accident to follow climber or team member</p>	<p>Supervision</p> <p>Min 2 Staff members to Maximum of 1 - 10 Participants o 1 Staff Managing Leap of Faith & Drop slide – 4 Participants at one time. o 1 Staff Managing Floor Area Max (1:6) 3 Staff members to Maximum of 11 - 20 participants o 1 Staff Managing Leap of Faith & Drop slide. - 4 Participants at one time. o 2 Staff Managing Floor Area Max (1:8) 4 staff members to Maximum of 21 - 25 participants o 1 Staff Managing Leap of Faith & Drop slide. - 4 Participants at one time. o 3 Staff Managing Floor Area Max (1:7) Off Peak sessions will operate a 1:8 ratio, but will not have Leap of Faith element included in the sessions,</p> <p> Visitor Rules System Operated Visitor Rules System Operated</p> <p>Visitor supervision</p> <p> Visitors are under supervision of parent or guardian, no mobile phones permitted whilst responsible for supervising there own children.</p>	<p> Low Risk: 4</p> <p>Likelihood: 1/5 Severity: 4/5</p>







**Hazard: Lack of experience**

Inexperience of participants
or participant behaviour

Who can be harmed/how?	Controls in place	Risk rating
<p>Members of the Public</p> <p>Injury resulting in lack of experience</p>	<p> Warning Sign Displayed Don't Climb without being clipped on</p> <p> Clear Demonstration Video All participants must watch briefing video every visit, even if they are frequent users</p> <p> Clear Safety Briefing Each participant must go through the safety briefing</p> <p>Ease of Self Belay The system is very easy to use and is not complicated, it is easy to understand. demonstration given in the safety briefing room prior to any climbing. participants given access to demo self belay to practice</p> <p>Supervision Min 2 Staff members to Maximum of 1 - 10 Participants o 1 Staff Managing Leap of Faith & Drop slide – 4 Participants at one time. o 1 Staff Managing Floor Area Max (1:6) 3 Staff members to Maximum of 11 - 20 participants o 1 Staff Managing Leap of Faith & Drop slide. - 4 Participants at one time. o 2 Staff Managing Floor Area Max (1:8) 4 staff members to Maximum of 21 - 25 participants o 1 Staff Managing Leap of Faith & Drop slide. - 4 Participants at one time. o 3 Staff Managing Floor Area Max (1:7) Off Peak sessions will operate a 1:8 ratio, but will not have Leap of Faith element included in the sessions,</p> <p>Visitor supervision  Will be given orange jackets and are responsible for the own children or participants, parent or Gaudian is responsible for there child</p>	<p> Low Risk: 4</p> <p>Likelihood: 1/5 Severity: 4/5</p>

 Hazard: Lack of training - unfamiliar with equipment		
Untrained person - new to Clip 'N Climb		
Who can be harmed/how?	Controls in place	Risk rating
<p>Members of the Public</p> <p>Incorrect technique, lack of knowledge, fear,</p>	<p>Supervision</p> <p>Min 2 Staff members to Maximum of 1 - 10 Participants o 1 Staff Managing Leap of Faith & Drop slide – 4 Participants at one time. o 1 Staff Managing Floor Area Max (1:6) 3 Staff members to Maximum of 11 - 20 participants o 1 Staff Managing Leap of Faith & Drop slide. - 4 Participants at one time. o 2 Staff Managing Floor Area Max (1:8) 4 staff members to Maximum of 21 - 25 participants o 1 Staff Managing Leap of Faith & Drop slide. - 4 Participants at one time. o 3 Staff Managing Floor Area Max (1:7) Off Peak sessions will operate a 1:8 ratio, but will not have Leap of Faith element included in the sessions,</p> <p> Clear Safety Briefing</p> <p>All participants must watch safety briefing each visit.</p> <p>Clipping on Supervision</p> <p> Participants will be grouped together in an area highlighted in the training document, where instructors can supervise clipping on at the beginning of the session,</p> <p>Ease of System</p> <p> The belay device is very simple to operate and use</p> <p>Visitor supervision</p> <p> Visitors supervising are given orange jackets and must supervise their child at all times. given guidance on the system and how to connect safety to the belay.</p>	<p> Low Risk: 4</p> <p>Likelihood: 1/5</p> <p>Severity: 4/5</p>

 Hazard: Staff Fatigue		
Who can be harmed/how?	Controls in place	Risk rating
<p>All Staff, Members of the Public</p> <p>Lack of concentration, due to tiredness or completing the same duty/task for long period.</p>	<p> Allocated Lunch Break Lunch Planner, ensuring adequate breaks booked and scheduled , length of shift before a break,</p> <p> Frequent Break There are also 10-minute break periods after each session, before the next climb starts</p> <p>Variety Of Duty Instructors will rotate round the different sections throughout their shift, therefore getting variation in duties, this will consist of</p> <ul style="list-style-type: none"> o Conduct the safety briefings. o Manage the Leap of Faith Element o Manage the Drop Slide Element o General Floor Supervision 	<div>  Low Risk: 3 </div> <p>Likelihood: 1/5 Severity: 3/5</p>

 Hazard: Age/Additional Needs		
Who can be harmed/how?	Controls in place	Risk rating
<p>Visitors</p> <p>Injury due to fall, trip or slip.</p>	<p> Age Restriction Must be 4 years plus,</p> <p>Clipping on Supervision Min 2 Staff members to Maximum of 1 - 10 Participants o 1 Staff Managing Leap of Faith & Drop slide – 4 Participants at one time. o 1 Staff Managing Floor Area Max (1:6) 3 Staff members to Maximum of 11 - 20 participants o 1 Staff Managing Leap of Faith & Drop slide. - 4 Participants at one time. o 2 Staff Managing Floor Area Max (1:8) 4 staff members to Maximum of 21 - 25 participants o 1 Staff Managing Leap of Faith & Drop slide. - 4 Participants at one time. o 3 Staff Managing Floor Area Max (1:7) Off Peak sessions will operate a 1:8 ratio, but will not have Leap of Faith element included in the sessions,</p> <p>Consent Form  The consent form states that parents are responsible for their children at all times in the Clip 'N Climb area. When wearing orange jackets</p> <p>Parent Clippers/Supervision  There are adult clippers, identified in orange jackets (as detailed in the Training document) who are briefed before the activity starts responsible for there own children.</p> <p>Training Documents  Training document in place details the staff to climber ratio as 10:1, with no more than 25 climbers at one time. this is limited directly via the electronic booking sheets.</p>	<p> Low Risk:</p> <p>Likelihood: 0/5 Severity: 4/5</p>

Risk rating explanation

Risk ratings are calculated by considering the likelihood of an event occurring along with the severity of the potential consequence should an accident occur. After considering existing control measures, values are assigned to the likelihood and severity from the scales below and these figures multiplied to established the risk rating.



Severity ↑	5	5	10	15	20	25
4	4	8	12	16	20	
3	3	6	9	12	15	
2	2	4	6	8	10	
1	1	2	3	4	5	
	1	2	3	4	5	
	Likelihood →					

What do your risk ratings mean?

- Risk is categorised as LOW: Look to reduce risk if practicable
- Risk has been categorised as MEDIUM: Begin to plan your action to reduce the risk immediately
- Risk has been categorised as HIGH: Immediate action required to reduce the risk

Safe operating procedures

1. Normal Operating Procedure,
2. Daily Checks
3. Monthly Checks
4. Role Specific Training
5. Safety Briefing Video
6. Customer Consent Form
7. Training Document
8. Enterprise Operational Document

Supporting documents



[CNC-Op Guidelines-EN 2021 \(1\).pdf](#)

Assessor's signature: Stuart James

Approved by signature: Stuart James

Acknowledgements

The signs below acknowledge receipt of this risk assessment and confirm that they have read and understood the requirements of the risk assessment.

Full name	Signature	Date

Full name	Signature	Date